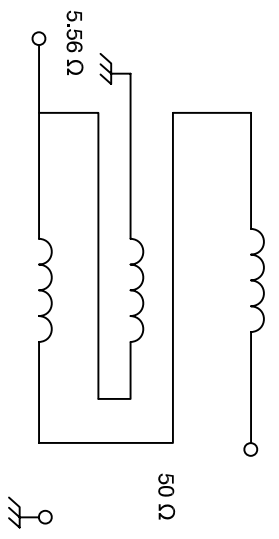


The information contained in this drawing is the sole property of CWS Coil Winding Specialist. Any reproduction in part or whole without written permission of CWS Coil Winding Specialist is prohibited.



**SCHEMATIC**

6 BUILT TO ROHS COMPLIANCE

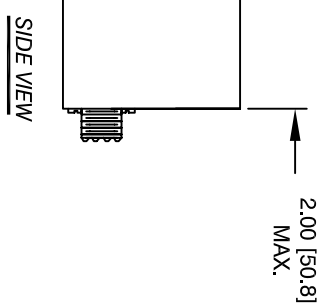
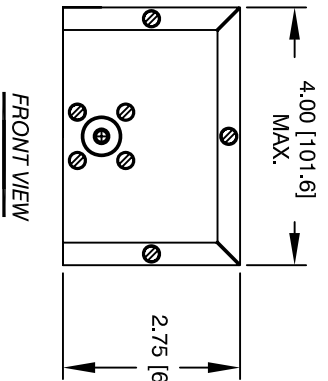
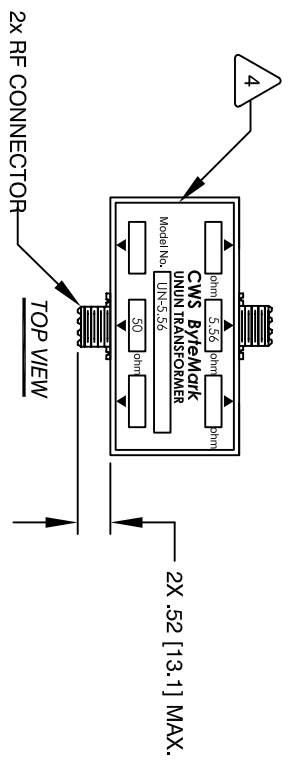
AND OTHER 5.56 Ω LINE (VERTICALS, SLOPERS, INVERTED L's AND TOWERS) MATCH 50 Ω COAXIAL TO GROUND FED ANTENNAS, APPLICATIONS:

4 WHERE SHOWN MARK PART NUMBER AND REVISION

EFFICIENCY = 99%  
 POWER RATING: 2 KW CONTINUOUS, 4 KW PEAK.  
 FREQUENCY RANGE: 1 MHZ TO 30 MHZ  
 TO UNBALANCED OUTPUT: 5.56 Ω, SO239  
 UNBALANCED CO-AXIAL INPUT: 50 Ω, SO239  
 IMPEDANCE MATCH RATIO: 9:1  
 SPECIFICATIONS:

2 WIRE: UL RECOGNIZED 200°C RATED MAGNET WIRE  
 CWS BYTEMARK OR OTHER APPROVED PART  
 CORE: COATED FERRITE TOROID, K MATERIAL  
 1 MATERIAL: UL RECOGNIZED 94V-0 FOR FLAMMABILITY

NOTES: UNLESS OTHERWISE SPECIFIED, READ TEXT FROM BOTTOM UP.



REVISION HISTORY		SIGN & DATE				
REV	ECN	DESCRIPTION	BY	DATE	CHK	DATE
A		PRODUCTION RELEASE	TDK	8/25/04	JLJU	8/25/04
B		UPDATED AND ROHS COMPLIANT	RLL	1/17/11	JLJU	1/17/11

QTY	CODE IDENT	MFG. P/N	DESCRIPTION	ITEM NO.
			<b>PARTS LIST</b>	
			<b>CWS Coil Winding Specialist Inc.</b>	
			www.collw.com	
			sales@collw.com	
			353 West Grove Avenue	
			Orange, CA 92865, USA	
			<b>TITLE:</b> Transmission Line Transformer	
			UNUN Transformer	
			50 Ω to 5.56 Ω	
			<b>SIZE (Dwg. No.)</b>	<b>REV</b>
			<b>B UN-5.56</b>	<b>B</b>
			<b>SCALE</b>	<b>SHEET</b>
			<b>2=1</b>	<b>1 OF 1</b>