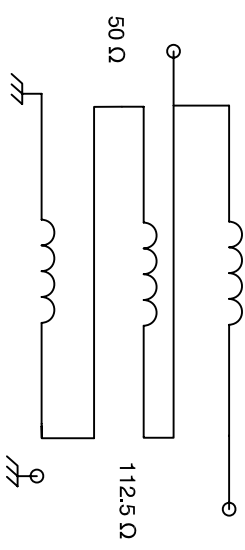


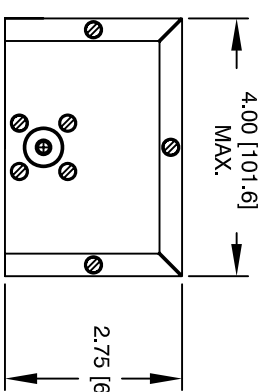
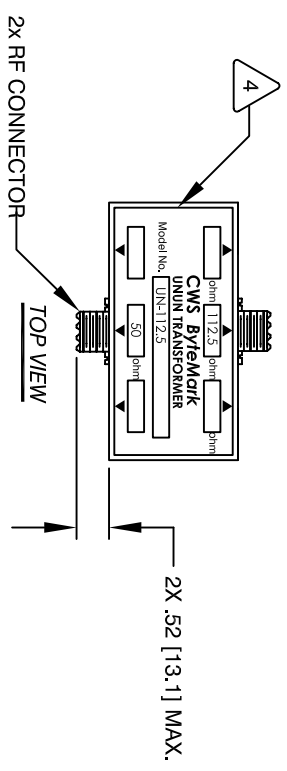
The information contained in this drawing is the sole property of CWS Coil Winding Specialist. Any reproduction in part or whole without written permission of CWS Coil Winding Specialist is prohibited.



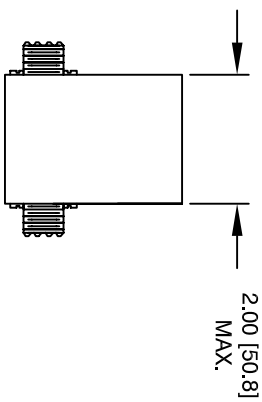
SCHEMATIC

- 6 BUILD TO ROHS COMPLIANCE
- TO MATCH 50Ω COAXIAL TO ANY 112.5 Ω LINE
- 5 APPLICATIONS:
- WHERE SHOWN
- MARK PART NUMBER AND REVISION

- 3 SPECIFICATIONS:
  - WIRE: UL RECOGNIZED 200°C RATED MAGNET WIRE
  - CWS BYTEMARK OR OTHER APPROVED PART
  - CORE: COATED FERRITE TOROID, K MATERIAL
  - 1 MATERIAL: UL RECOGNIZED 94V-0 FOR FLAMMABILITY
- NOTES: UNLESS OTHERWISE SPECIFIED, READ NOTES FROM BOTTOM TO TOP.



FRONT VIEW



SIDE VIEW

REVISION HISTORY		SIGN & DATE				
REV	ECN	DESCRIPTION	BY	DATE	CHK	DATE
A		PRODUCTION RELEASE	TDK	8/25/04	JLJU	8/25/04
B		UPDATED AND ROHS COMPLIANT	RLL	1/22/11	JLJU	1/22/11

QTY	CODE IDENT	MFG. P/N	DESCRIPTION	ITEM NO.
			<b>PARTS LIST</b>	
	AUTOCAD SOLIDWORKS		<b>www.coliws.com</b>	CWS Coil Winding Specialist Inc.
			sdies@coliws.com	353 West Grove Avenue Orange, CA 92865, USA
	UNLESS OTHERWISE SPECIFIED		TITLE: Transmission Line Transformer	
	DIMENSIONING AND TOLERANCE PER ANSI Y14.5M AND [MILLIMETERS]		UNUN Transformer	
	TOLERANCE INCHES:		50 Ω : 112.5 Ω	
	.XXX=±.010 XX=±.020 X=±.030		SIZE DWG. NO. UN-112.5	
	.XXX=±.254 XX=±.51 X=±.51		SCALE B 2=1	
	ANGLE PROJECTION		SHEET 1 OF 1	
	DO NOT SCALE DRAWING		REV B	